

NORTHWEST

FREE

# REEL LIFE

COVER STORY 23

# BIG BASS TOURNAMENTS

FEATURED ARTICLES

08 It's an Addiction

Gearing Up For Spring Kokanee 10

Photo by Rusty Johnson

18 Fishing For Washington's  
Stocked Rainbow Trout

Turning Household  
Items Into Fishing Gear 29

*Our printing materials are locally sourced, contain recycled products, and are Tacklebox friendly.*







# 75 YEARS OF HEWESCRAFT VALUE



Hewescraft value means a lifetime warranty on every rugged hull and every weld on every boat. Hewescraft value means paying less for the roomiest interiors and fishing cockpits among all-welded boats. Hewescraft value means your tough and comfortable Hewescraft will not sit idle in your garage—it will keep you out on the water for longer days and extended seasons. Hewescraft value means better re-sale when you finally decide to sell your Sea Runner and move up to a Pacific Explorer. Hewescraft value is the reason that boat buyers choose Hewescraft nearly three-to-one over the next comparable heavy-gauge welded boat brand.

When it comes to fishing and family boating, there's value—and then there's Hewescraft value.

FIND YOUR LOCAL DEALER AT  
[HEWESCRAFT.COM](http://HEWESCRAFT.COM)

   @HEWESCRAFTBOATS



**YAMAHA**








# GET MAIL!

**ANNUAL MAILED SUBSCRIPTION FOR \$55  
FREE SHIPPING + 10 ISSUES**

*SCAN THE QR CODE BELOW TO GET YOUR VERY OWN COPY  
MAILED TO YOU!*

NORTHWESTFISHING.NET

**SCAN ME**



## NORTHWEST FISHING APPAREL

**WANT 15% OFF?**  
USE CODE: **SPRING15**

T-SHIRTS • HOODIES • BEANIES  
MUGS • BANDANAS • APRONS



**SHOP NOW**

**NORTHWESTFISHING.SHOP**

**MAY 2024 | 3**



# EDITOR'S CORNER:

Ah, the cruel month of May. Fishing is really kicking into gear, and at the same time, spring cleaning and yard work take up much of our time and attention. What a trick to play on anglers! Those nice seventy-degree days that are starting to pop up pull me in several directions. Should I work on the lawn, plant my garden, or go chase after spring walleyes? The shop needs straightening up, and those pesky gophers are running around in the backyard, teasing me into a couple of hours of target practice. Meanwhile, my new fishing rod and reel is whispering in my year "Take me down a float on the Missouri, and let's catch some trout!"

Honestly, I'm not complaining. It's a blessing to have so many activities calling my name. The challenge, as always in life, is to find that perfect balance and get it all done! I hope whatever activities are pulling you in all directions this May, include at least a few fishing trips. Good luck and see you on the water!

Mike Carey - [mikec@nwfishing.net](mailto:mikec@nwfishing.net) @Michael Carey Northwest Fishing



**FOLLOW US:**

[www.northwestfishing.net/](http://www.northwestfishing.net/)  
f o y @northwestfishingtv

## ARTICLE GENRES

FISHING



GEAR



SAFETY



FOOD



LOCATIONS



GUEST  
WRITER



MISC



## CONTENTS

### GEARING UP FOR SPRING KOKANEES

10



### FISHING FOR WA'S STOCKED RAINBOW TROUT

18



29

**08** It's an Addiction  
*Mike Carey*

**14** Fish Like A  
Bend Local  
*Gary Lewis*

**23** Big Bass  
Tournaments  
*John Kruse*

**10** Gear Up For  
Spring Kokanee  
*Randy Castello*

**18** Fishing For  
Washington's Stocked  
Rainbow Trout  
*Josh DeBruler*

**29** Turning Household  
Items Into Fishing  
Gear  
*Mike Carey*





Washington Department of  
FISH & WILDLIFE



Learn more at  
[mywdfw.com](https://mywdfw.com)



**PURCHASE APP: NOW - 5/15/24**  
**SUBMIT APP: 4/15/24 - 5/15/24**

**General app: \$7.10**  
**Quality app: \$13.70**  
**Youth app: \$3.80**  
**Non-resident fee: \$110.50**

**Special hunt is a 2-step app process:**

1. Purchase an app at a license vendor, online, or by calling (360) 902-2464.
2. Submit an app either online at [fishhunt.dfw.wa.gov](https://fishhunt.dfw.wa.gov) or by calling (360) 902-2464.

Hunters must abide by all rules, regulations, & bag limits as set by WDFW in the Washington Big Game Hunting Seasons & Regulations.



Washington Department of  
FISH & WILDLIFE



Learn more at  
[mywdfw.com](https://mywdfw.com)



**NOW THROUGH MARCH 31**

**Resident app: \$7.10**  
**Youth app: \$3.80**  
**Non-resident app: \$110.50**

- Apply for special hunts using any weapon type
- Hunt more days, increasing odds of success
- Elk hunters can hunt both east & west side of the state

If you are drawn & intend to use your Multi-season tag, you must purchase the corresponding tag before midnight, July 31, 2024

- Multi-season deer tag: \$139.10
- Multi-season elk tag: \$182.00





**CATCH ALL THE  
NEW FRESH LISTINGS**



**ROOT  
SPORTS.**

**KTVB**

PORTLAND'S  
**THE CW**

**FOX 26**  
fox26medford.com

**FOX 28**

**FOX  
13**

SEATTLE

**FOX+**

**FOX 41**

**FOX 34**

**5/5 : #131 "SPRING KINGS"**

**5/12 : #151 "MISSOURI RIVER  
TROUT (PT 2)"**

**5/19 : #141 "CRANBERRY & ROCK  
LAKE TROUT"**

**5/26 : #152 "EARLY SEASON  
ASTORIA SALMON"**



**TUNE IN AND SET YOUR DVR!  
NWFISHING.NET**  
CHECK YOUR LOCAL LISTINGS FOR TIMES

# NORTHWEST REEL LIFE

*A Digital Anglers LLC & Northwest Fishing Publication*

## EDITOR-IN-CHIEF

Mike Carey

## PUBLISHER

Rob Holman

## COPY EDITOR

Sarah Holman

## CONTRIBUTORS

Mike Carey  
Randy Castello  
Gary Lewis  
John Kruse  
Josh DeBruler

## COVER PHOTO

Rusty Johnson

## TEAM NWF (NWFTV)

Hillary Holman  
Eric Magnuson  
Luke Hatfield  
Barry Dubnow  
Hannah Pennebaker  
Randy Castello  
Matt Carey  
Chris Decker  
Jason Olsen  
**ADVERTISING**  
Eric Magnuson  
Hillary Holman

## ARTICLE SUBMISSION INQUIRIES

mikec@nwfishing.net

**PUBLISHED IN PARTNERSHIP WITH  
COHO MEDIA GROUP**

## LAYOUT & GRAPHIC DESIGN

Sarah Holman

## ADVERTISING

ericm@nwfishing.net

## SOCIAL MEDIA INQUIRIES

cameron@nwfishing.net

## ACCOUNTING

Rob & Hillary Holman

## PROJECT MANAGER

Hillary Holman

*\*All of the articles do not necessarily represent the opinion of Northwest Reel Life magazine.*



Northwest Fishing  
12904 E. Nora Ave Suite B  
Spokane Valley WA 99216

**NEVER MISS AN ISSUE!**

*Subscribe to receive our free digital magazine.*



# MEET THE PRO:



# DONN MORSE

## OLD GOAT LURES™

In 2015, I merged my passion for fishing and technology. We'd picked up a 3D printer for the house and I started working on the concept of a 3D-printed trolling plug. After two years of experimentation, we obtained a design patent for the OG1—our freshwater lure that has taken trout and Kokanee across the Pacific Northwest. Next, I focused on salmon and created the OG2. Sports fishermen from Oregon to Alaska use this lure every summer when they target Kings and Coho. And, recently, a couple of commercial power-trollers in SE Alaska have been targeting the Kings with it!

## FISHY FACTS

### FIRST YEAR

2017

### FAV FISH

COHO

### FAV LOCATION

SEKIU

### TOP BRANDS

OLD GOAT  
LURES!

### BOAT

HEWESCRAFT

### OWNER OF

OLD GOAT  
LURES

## ABOUT **DONN**

Fishing has been a passion of mine for years: From fishing Shilshole Bay with my dad and brother in the Boeing salmon derby during the late '60s, to casting plugs in Minnesota lakes for smallmouth in the '70s, to mooching cut-plug herring off the Pt. Defiance clay banks in the '80s, to pulling the oars on our Clackacraft and fly-fishing the Yakima, Clark Fork, Bitterroot, and St. Joe rivers during the '90s and early 2000s.

*This is a paid advertisement.*



**"Get em' with the Goat!"**

[oldgoatlures.com](http://oldgoatlures.com)





# IT'S AN (FLY-FISHING) ADDICTION

BY MIKE CAREY

When we first start angling, we take baby steps, buying our first rod and reel and other gear. It most likely was something we found at Walmart and figured “That should work”. And it does, to a point. If the fishing bug infects us though, we soon begin to show further signs of our illness. One rod and reel soon morph into twelve, because, well, different types of fishing require different setups. From there your illness moves in the direction of not only quantity and function but also quality. Suddenly, that Walmart special is being replaced by rods and reels found in legitimate tackle stores. Knockoff brands turn into name brands. Prices go up and you find yourself entering the realm of “guest rods”.

8 | NWFISHING.net

Those old rods are given to friends who are casual anglers fishing a day here or there with you. Because watching a beginner rear back on a delicate fishing rod can bring new levels of anxiety to fishing!

In short, fishing rods can very quickly become an addiction.

Early on I told myself that I would never spend the vast amounts of money that some of the higher-end fishing rods can cost. The key was to find a happy medium between quality and cost. Enter a new source of fishing rods, the small business rod builder.

I first met Dave Calhoun many years ago at Ed Iman’s Fish Camp, a yearly gathering of Pacific Northwest outdoor gear manufacturers, guides, and media representatives.

Dave was there promoting his small business, NW Rods, which he started in 2004. His passion and enthusiasm for the sport were evident as he excitedly talked about the rods he was building, sharing their features and quality of build. I ended up getting a beautiful float rod from him that year, which I used over the following years to catch numerous steelhead and salmon. I really enjoyed that fishing rod and it performed flawlessly. It had a real attention to detail, and I’d not owned a rod of such quality before.

Fast forward to this year’s Big Horn Sportsman Show in Spokane, Washington. We had our media booth at the show, and as I was taking in the sights of all the vendors a familiar voice boomed out “Hey Mike, how’s it going?”.





Turning my head I saw Dave and his NWRod's booth. Walking over to say hi, we of course caught up on our favorite topic, fishing, and fishing rods.

*"I heard you moved to Montana, Mike, how's that been going for you?"*

*"Great", I replied, "Although I'm now doing more fly fishing and no longer fish salmon or steelhead in rivers."*

*"You know I've completed my move to Blanchard, Idaho. I've set up my shop and started focusing on fly rods", Dave said.*

My curiosity was raised. *"Really? I'm looking for a nice 4-5 wt fly rod for small to medium-sized rivers. As you may know, Montana has a few trophy trout streams. What do you have?"*

Dave pulled out one of his nine-foot, two-piece, 4-5 wt rods that he has been producing. Handing it over to me, I could see the familiar craftsmanship that impressed me so many years ago with his float rod. A carbon handle

provided the solid base for attaching my fly reel, and the rod came with guides, each flawlessly wrapped and of a stealthy dark green color. The graphite rod action itself felt "just right" with a nice flex but still enough backbone to make solid casts. Its two-piece construction is made to provide extra strength and durability.

A word on fishing rods, in particular fly rods. They can range from starter sets that will cost you \$75 bucks up to a thousand dollars and beyond. The rods that Dave makes fall in the range of above-budget rods but well below rods that will make you cry when they break. In this case, his fly rods start in the \$350 range. For me, that would be my upper limit on what I would pay for a rod. That said, I do appreciate quality and workmanship, so it after a brief internal debate I said "yes" to the rod. As a bonus, Dave threw in a t-shirt.

Dave told me that with his move to Idaho he plans to focus more on fly rods, and he has started a new website where you can see his current lineup: [www.nwfly.com](http://www.nwfly.com). I suspect in the years to come I'm going to see a few of his fly rods making the rounds

on the Missouri, Blackfoot, Madison, and other trophy trout streams in Montana.

As I was about to leave, Dave showed me his kokanee rods which he is blowing out at \$99 a rod. Eye-catching black with bright green threads on the eyes, these rods are fiberglass and a real steal at this price. Of course, I promptly blew my budget and bought four.

Dave ships rods throughout the Pacific Northwest. His original website, [nwrods.com](http://nwrods.com), has a full lineup of salmon, steelhead, and kokanee rods. Check them out if you're in the market for a quality rod that won't break the bank.

Just don't break your budget as you feed your addiction.

If you'd like to see a video of me catching a steelhead on the float rod I mentioned earlier, here is the YouTube link: [https://www.youtube.com/watch?v=AEsq3Yg\\_6fs](https://www.youtube.com/watch?v=AEsq3Yg_6fs)







# GEARING UP FOR SPRING KOKANEE

BY RANDY CASTELLO

Counting kokanee in your sleep? As we slowly transition from winter's frosty grip to warmer days, tee shirts, and flip-flops, your thoughts may shift to your local kokanee fishery. If so it's time to inventory your gear and make sure there is still a boat under one of those mossy tarps out back.

First thing on the list, you may want to give the boat motor and trailer a quick once over. Start peeling back tarps until you find the boat. You probably don't want to mount new rod holders on the wood pile or stack of doors from a past remodel.

Check your fuel system; regardless if you used a fuel conditioner or stabilizer in your portable tanks get rid of last year's fuel or not. For built-in tanks, hopefully, you treated the fuel with each fill-up. Even so, it is a good idea to drain the fuel filter bowl and replace the fuel filter/water separator. Replace any brittle fuel line, cracked or otherwise damaged. If you have your owner's manual, use it as your preseason checklist.

Make sure the battery is topped off with distilled water. Then bring it up to full charge. If you find corrosion on the terminals remove the battery from the boat and clean it off with a mild solution of

baking soda and water. Once everything is clean it is also a good idea to use one of the various corrosion guard offerings. You should also go through the rest of your electrical installation and look for loose connections and damaged wiring.

Give your trailer the once over. Check the trailer lights and trailer brake fluid levels. Also, check the tire pressure on all the tires including the spare. Check your safety chain, winch strap or cable and tie down straps and replace if they are questionable. Ensure that all bunks and/or rollers are in good condition. If your trailer lights are wonky, consider replacing them



with waterproof LED lights. Look over your rod holders, net, and downriggers for damage and functionality. Also check for loose fasteners, worn or missing parts, and corroded electrical connections. Fix anything that is even remotely questionable. We recently made a 30-mile run to fish salmon on one of the Canadian banks. One of the downriggers was acting up and it turned out that the shaft seal had failed and allowed water into the motor.

Basically, it was sort of seized. Slow going down with a breaker popping

retrieve. Would I have seen the problem on a preseason check, I doubt it, but you never know.

As a final note about kokanee boats. We have caught many kokanee from a human powered boat. Kayaks, drift boats, and inflatables will all work. No down riggers? just flat line or use a lead line rig and row away. I think the random action from paddling or rowing drives kokanee nuts. If you do head out without a motor watch the weather and consider whether your boat is appropriate for the body of water.

Check out your rods and reels. I know everything worked fine last year so you have nothing to do - wrong! It is the start of what should be a productive fishing season and you don't want to lose the fish of a lifetime because your favorite reel has a funky drag. If anything is questionable, fix it or get it repaired. It may be time to replace your line. If so, take your reels to a high-volume tackle store (Think Holiday Sports in Burlington or similar) and have them bulk fill your reels. Their line should be fresher and most recycle your old line.



**MARDON  
RESORT**  
A FAMILY RESORT

**SUMMER SPECIAL**

**BOOK NOW & SAVE!**  
**MONDAYS - WEDNESDAYS ONLY**

MINI GOLF • ON-SITE FISHING • HIKING • WILDLIFE REFUGE

**SUMMER IS COMING TO MARDON RESORT!**

## CONTACT US

8198 HWY 262 SE,  
OTHELLO, WA 99344

**509.346.2651**

**MARDONRESORT.COM**

\*SOME CONDITIONS APPLY. ROOFED RENTALS & RV SITES ONLY. DEAL VALID 5/16/2024-9/15/2024.



SCAN ME



**MAY 2024 | 11**



Look at your rods and make a point to verify that the line guides are not cracked or worn. You can use a cotton swab and swirl around in each guide. If the guide catches any cotton fibers the guide needs to be replaced.

Because kokanee are notoriously unpredictable, kokanee fishing is kind of a numbers game. Generally, the boat with the most tackle wins. Sure, there are days where you can go out and limit before daybreak using one dodger and a worn-out lure. Unfortunately, those days are a gift from the kokanee gods. Most of the time you must cycle through gear and trolling patterns to get it dialed in. On any given kokanee trip, you should have several pretied rigs and attractors on hand and ready to go.

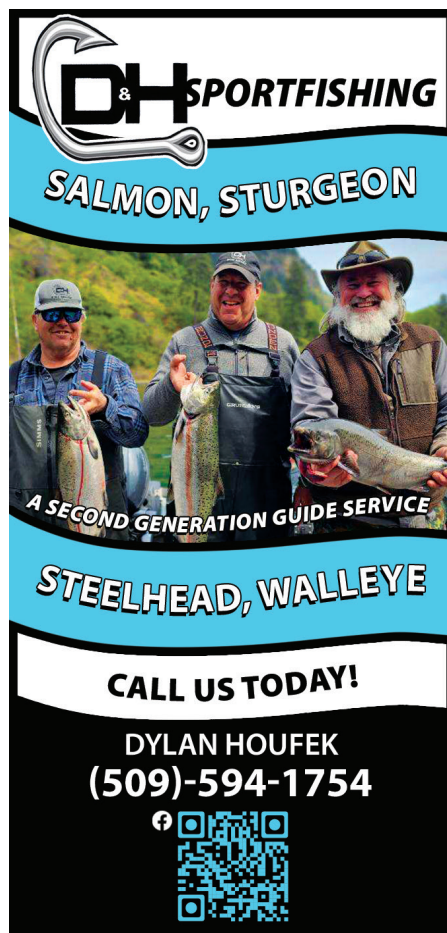
Before you head out on the lake with your collection of kokanee gear give it a good inspection. Look for rusty dull hooks, frayed lines, and missing or broken components. Repair and replace as required, A couple of years ago, we were fishing for kokanee on Lake Washington. We were pulling 8" flashers and veteran home-tied double

**12 | NWFISHING.net**

hook kokanee flies.

One, being a tried-and-true favorite, was frazzled looking but I put it out anyway. After a solid takedown and an extended acrobatic fight, the line goes slack. What the heck? On inspection, the trailing hook was gone and much of the body of the fly had come unraveled. We only got a glimpse of the fish, but it was a huge chrome bright kokanee. I owned that one, I knew the fly was on its last leg and shouldn't have used it. There's peace of mind in knowing that your gear is in tip-top condition.

As you prepare for the 2024 spring kokanee fishery, review your gear to ensure you have the basics. Make sure that you have an assortment of small dodgers and swing blade-type flashers. Carry an assortment of small spinners, spoons, wedding rings, and flies. Other gear will work but this is your general kokanee kit. It is also a good idea to have a collection of lure components available. Start slow, a few spinner blades, beads, and spinner clevises and flies. If you're a fly-tier, you probably already have the basics for any number of kokanee flies.



**DH SPORTFISHING**

**SALMON, STURGEON**

**STEELHEAD, WALLEYE**

**CALL US TODAY!**

**DYLAN HOUFEK**  
**(509)-594-1754**

A SECOND GENERATION GUIDE SERVICE

Facebook icon, QR code

Carry a separate Plano Box as your lure-making kit.

My lure/spinner Box allows me to tweak my presentations. I might add a couple of beads and a second spinner blade, make leader with a fly then add spinner components. The box has small spin n glo floats, extra beads, various kokanee flies, wedding ring collars, some kokanee bugs, and a few other things to dress up your lure.

Line size? With a few exceptions, I tie my



kokanee leaders on 12-14# fluorocarbon. Hook size and color are kind of a personal preference. Many of my kokanee lures are tied using size 4 or 6 black octopus-style hooks. I typically tie a snelled rig with 2 hooks. With my standard rig, the hooks are close together.

Regarding leader length, although I tend to have spools of ready to go lures when I'm on a lake hunting kokanee. Typically, they are the correct leader length for the given fishery. It is a good idea to have a handful of pretied leaders that haven't been cut to length available.

The thought is that you'll be able to assemble your lure and then set leader length as required quickly. An 8-10" is kind of my standard kokanee leader length but sometimes the fish will want something different.

A couple of leader organization concepts are either sealable sandwich or snack bags or my favorite the slotted foam tubes. If using the resealable bags gently coil your kokanee leader and seal it in the bag. Store the sealed bags in something with a latching lid. With the slotted foam tubes, set the hook in the foam and wrap

the leader securing the end in one of the slots. You can store the tubes on a rack, in a 3-5-gallon pail, or a 2-gallon resealable bag. I have found that using an empty 5-gallon to hang your leaders on during the day does wonders for keeping the boat organized as you cycle through set-ups. Come up with an organizational plan that works for you and your boat. Kokanee fishing in general is a mental game. Be prepared but flexible and you will bring home a cooler full of spring kokanee.

## YOUR PREMIERE PNW FISHING GUIDE SERVICE

*Austin's Northwest Adventures*

**NOW BOOKING:  
SUMMER KINGS & SOCKEYE**

Come fish the  
Upper Columbia!  
Great returns are  
predicted!



**Call 509-669-3557 to book!**  
[www.austinsnorthwestadventures.com](http://www.austinsnorthwestadventures.com)

**Austin Moser,**  
Professional Guide & Instructor

**MAY 2024 | 13**





# FISH LIKE A *Bend* LOCAL

by Gary Lewis

THIS CENTRAL OREGON TOWN IS A TOP DESTINATION FOR ANGLERS FROM ALL OVER THE COUNTRY, BUT WHERE DO INSIDERS GO WHEN THEY NEED TO WET A LINE?

It was a Friday evening in May and big bugs were over the water. I could see them from the highway - salmonflies and golden stoneflies, their wings backlit by the sunset. In my truck, behind the seat was a five-weight rod and I knew I had the right fly, a Sofa Pillow. I parked, tiptoed along the bank, and made a cast close to shore. When a fish rose to the fly, I let it turn then lifted the rod. That fish, a native redband, was as big around as a football.

Have you ever seen those lists of best places to hike, to live, to fish the top trout streams in the U.S.? Chances are, Bend, Oregon, is on the page. One time Field & Stream called it "The In-Place for the Outdoors Crowd."

Another year Bend made Outside's list of 16 Best Places; the Deschutes River made Wide Open Spaces' list of the top 18 trout rivers; Outdoor Life called Bend, Number 1 among the top outdoor towns in America.

With all the attention, the traveling angler might get the idea it's hard to find a

CASTCADIA  
GUIDE SERVICE

BOOK NOW  
STEELHEAD  
SALMON

BOOK NOW  
BASS & PIKE

IT'S TIME TO START YOUR  
FISHING ADVENTURES

CONTACT US



CASTCADIA.NET  
208-699-5636 INFO@CASTCADIA.NET



place to fish in solitude in Central Oregon. Not true. In easy driving distance, there are more than 200 lakes and streams. The Deschutes River is over 200 miles long and good fishing can be found in every mile. Local anglers have learned to adapt to the pressure and there are places where fishermen rarely tread. Here's how to fish like a Bend local.

### R-E-S-P-E-C-T

It starts with respect. An angler who approaches the river behind another fisherman should find another spot or sit down

and wait. Watch the direction the other angler is moving and let them go that way without blocking them.

If walking behind another angler, give room to cast, and don't allow your shadow to fall on the water. Treat the other guy like you want to be treated.

And fish when the average angler is back in town. Bend has many attractions inside and outside of town: the Deschutes National Forest, the Deschutes River Trail, the Cascade Lakes Highway, the High Desert Museum, Smith Rock State

**FISH  INTIMIDATORS**

**COLUMBIA RIVER  
LAKE ROOSEVELT  
POTHOLES RESERVOIR**



**NOW BOOKING  
SUMMER CHINOOK  
SOCKEYE**

**BOOK NOW AT**  
**FISHTHECOLUMBIA.COM**



**CONTACT US**  
(509) 750-6809  
Fish Intimidators  
Fishintimidators@gmail.com

\*Prices rate 4-6 anglers. Some conditions apply. Call for details.

**WORK SHARP®**  
SHARPENERS

THE KNIFE SHARPENING COMPANY





SCAN TO WATCH  
THE VIDEO 

### INTRODUCING THE **KNIFE & TOOL SHARPENER MK.2**

Experience shaving sharp edges on all your knives. The **KNIFE & TOOL SHARPENER MK.2** is easy to use and delivers best-in-class sharpening for all knives and edged tools. Sharper than the day you bought them.



Learn more at:  
[HTTPS://TINYURL.COM/D614F5FT](https://tinyurl.com/D614F5FT)



Park, micro-breweries, and the Bend Ale Trail. On a weeknight when everyone else is bending an elbow, bend a rod on a local lake. Stay till dark. Most anglers quit at dinner, leaving the moment the fish start to feed in earnest.

There are easier places to fish than the Deschutes and most waters are not fly-fishing only. Bring a spinning rod and there are a lot of places to exercise it.

### WHERE TO FISH

**East Lake** is home to rainbow trout, browns, and kokanee (a landlocked salmon). This productive fishery can be accessed from the bank. East Lake Resort offers lodging, a restaurant, and boat rentals. A good option is nearby **Paulina Lake**. Both are favorites with the locals with plenty of room to spread out.

On the Cascade Lakes Highway, **North Twin Lake** might be the easiest place to land a rainbow. **South Twin**, less than a mile away can turn out fish to six

pounds or more. Want to set up for trout fishing success? Stop in at Twin Lakes Resort and carry your rod inside. One of the pros can help.

**Hosmer Lake** is fly-fishing only and cutthroat trout are the main quarry. Stop at a local fly-fishing shop to get the scoop on the best flies and presentations or to rent a float tube.

East of Prineville, **Ochoco Reservoir** is a good destination for the bank or boat angler. Rainbows grow fast in these rich waters.

Up in Willamette Pass, about 75 miles from Bend, **Gold Lake** offers fast fly-fishing for brook trout and rainbows. Hike-in lakes offer solitude in the Cascades. Locals bring mosquito

repellent.

The **Metolius River** is fly-fishing-only and when the locals go, they wade, cast, and watch the water to appreciate the habitat where it's more about the fishing than the catching. Some reaches are pressured while other sections are virtually ignored.

On a Saturday in July, with two other Bend locals, we fished the Metolius casting dries to wild rainbows and probing darker reaches for bull trout. We had a mile and a half of river to ourselves while the rest of the world was having breakfast. The challenge is to see what everyone else is doing and then do the opposite. Fish like a local.

## MENTION THIS AD AND GET **\$10** FREE PLAY!




**swbcasino.com • 4112 Highway 105 • Tokeland, WA**  
Must be 21 or older. Must be a member of the Players Club. See Guest Services for details. Management reserves all rights.



### GARY LEWIS BIO

Gary Lewis is an award-winning author, TV host, speaker and photographer. Recent books include *Fishing Central Oregon*, 6th Edition, *Fishing Mount Hood Country* and *Bob Nosler Born Ballistic*. Gary has hunted and fished in eight countries on three continents and in the islands of the South Pacific. Born and raised in the Northwest, he has been walking forest trails and running rivers for as long as he can remember. Lewis is twice past president of the Northwest Outdoor Writers Association and a recipient of NOWA's Enos Bradner Award.



**FOR A SIGNED COPY OF FISHING MOUNT HOOD COUNTRY, SEND \$29.99, INCLUDES SHIPPING TO:**  
 Gary Lewis Outdoors  
 PO Box 1364, Bend, OR 97709  
 Contact Gary Lewis at [garylewisoutdoors.com](http://garylewisoutdoors.com)



*Reel Obsession*  
SPORT FISHING  
ZEBALLOS, BC   
www.reelobsession.ca 1-888-855-7335



## WEST VANCOUVER ISLAND'S PREMIER FISHING LODGE DESTINATION

WORLD CLASS BC SALMON,  
HALIBUT, ALBACORE TUNA,  
LINGCOD AND BOTTOM FISH

*Reel Obsession*  
SPORT FISHING

LUXURIOUS WATERFRONT  
ACCOMMODATIONS AND LOCALLY  
SOURCED CUISINE SERVED UP BY  
OUR ACCREDITED CHEF

- 1ST CLASS EXPERIENCE
- 3 AND 4 DAY INCLUSIVE LODGE  
AND CHARTER FISHING PACKAGES
- FISH THE BC SALMON HIGHWAY



**Located in Zeballos, BC**

Reelobsession.ca | Phone: 1-888-855-7335

AS SEEN ON  
NW FISHING TV







# FISHING FOR WASHINGTON'S STOCKED RAINBOW TROUT

JOSH DEBRULER

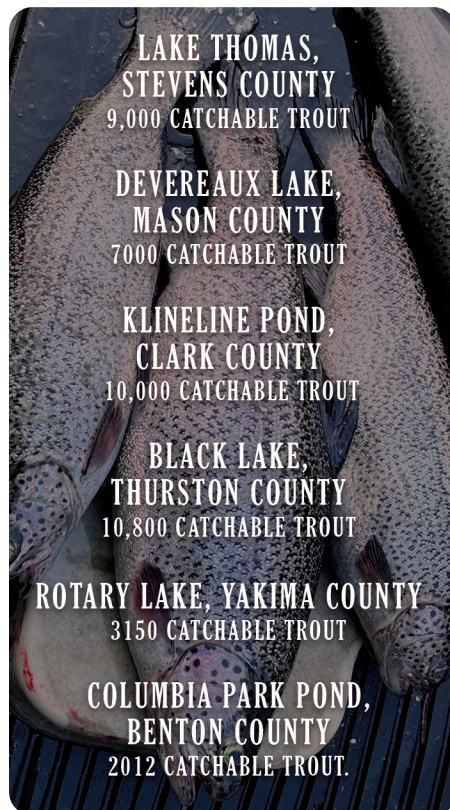
Spanning through the past 130 years or so, Washington's lakes have been stocked with a variety of fish species. The types of fish typically fall under two categories, the first being game fish like rainbow trout, kokanee, steelhead, and cutthroat. These are all planted for the specific purpose of increasing public angling opportunities. The second category would be an aquatic vegetation control fish like the common carp, that was planted primarily by private landowners intending to mitigate overgrowth of vegetation in lakes and ponds. Regardless of the purpose of fish stocking, the practice has generated various stages of

controversy throughout the years, and rightfully so as the early versions of fish stocking had been practiced without much consideration of ecological impacts on native fauna. Thankfully, the days of reckless and illegal stocking of ecologically sensitive lakes by private citizens are, for the most part, a thing of the past in Washington state. Nowadays, The Washington State Department of Fish and Wildlife and local tribes operate stocking programs that involve strict management guidelines and make use of both surveying and long-term field studies to effectively provide anglers with fishing opportunities while not disturbing vulnerable ecosystems.

Rainbow trout are by in large the most widely stocked fish in Washington lakes, thus, they are the most common trout targeted by Washington State anglers. And though a stocked rainbow trout from a local lake might not be quite as alluring as say, a wild rainbow trout from some remote stream in the high-country wilderness, comparing these two is a bit like comparing apples and oranges. One can consider these stocked fisheries to be the staple of a lifestyle that places high value on family-friendly outdoor recreation, whereas the wild fish pursuit is an activity that often takes a bit more work and travel, and isn't always quite as easy to get the family involved in.



So, each has its place, and lucky for us, springtime marks the beginning of the trout stocking programs around the state. There's a good chance that if you live on either side of the cascades, you won't be far from a lake that's getting a dump of catchable-sized hatchery-reared rainbow trout right about now. A visit to the Washington Department of Fish and Wildlife website will show you all of the recent catchable trout plants in Washington lakes. Here's just a sample of some recent western and eastern Washington trout plant



reports. There's a myriad of techniques you can deploy to catch rainbow trout. Methods range from dropping jigging spoons down through a hole in the ice during the winter to casting flies out of a float tube in the summer. Stocked rainbow trout are not terribly picky and are known to strike at many different types of lures and bates. A surefire way to get some hookups would be to bring an arsenal of tackle so you can use the process of elimination in figuring out what the fish are biting on for that given day (it shouldn't take you long).

# Ross Outdoor Adventures

Central Washington's Premier Guide Service


BOOK ONLINE  
[rossoutdooradventures.com](http://rossoutdooradventures.com)





**MOON'S**  
Guide Service LLC

**NOW BOOKING**  
**BANKS LAKE & MOSES LAKE**  
**WALLEYE**



**COME JOIN US ON A  
GUIDED TRIP IN  
EASTERN WASHINGTON**  
BOOK NOW AT [MOONSGUIDESERVICE.COM](http://MOONSGUIDESERVICE.COM)

OR CONTACT US AT  
**509.860.2539**  
MOON'S GUIDE SERVICE  
2018 BOND RD, MOSES LAKE  
WA 98837

Below is a list of common techniques to catch stocked rainbow trout during the spring and early summer seasons.

## CASTING LURES

This is by far my favorite method for rainbow trout. It's simple in that you hardly need any gear other than rod, reel, and lure, but it also keeps you busy and engaged as you are constantly casting and retrieving while feeling for a strike. Casting lures like Rooster tails, spinners, spoons, wedding rings, and plugs have all proven effective at catching

**20 | NWFISHING.net**

**Celebrating Our 18th Year**  
Updated website with new products




The very finest attracting dodgers and matching lures for

**KOKANEE — TROUT  
LANDLOCKED SALMON**



Ultralight tackle for your success includes 3 styles of attracting dodgers  
Matching lures: **NEW** Kokanee Krill, Beaded Spinners, Super Squids, Spin Bugs  
Only the finest fluorescent ("UV") materials used. Tandem Gamakatsu hooks.

**FISH WITH GARY TACKLE CO.**  
La Pine, Oregon  
**[www.fishwithgary.com](http://www.fishwithgary.com) 541.536.1002**  
**Home of Kokanee University**

rainbow trout. Fishing during the morning and evenings when the fish are up near the surface will only increase the effectiveness of casting lures.

## TROLLING

Casting lures like the ones mentioned above can all be trolled behind a kayak or motorboat. If the fish are holding lower in the water column due to midday heat, try using a lightweight downrigger with a dodger. Or, if in a kayak, you can use a diver like a Deep 6 or Dipsy diver. Rainbow trout generally like faster trolling speeds around 1.5 to 2.0 mph.

## SLIDING EGG SINKER RIG

This rig is very easy to set up and will get you onto the fish if they are holding deep towards the bottom of the water column. Slide a 1/2 oz egg sinker onto the mainline. Beneath that egg sinker attach a snap swivel. From there, attach your leader. Depending on how high off the bottom you want your bait to float will determine the length of your leader. 2-3 ft is generally a good bet. Tie your size 8-14 hook and bait it with a worm or dough bait.



**HOME OF THE  
WEDDING RING®  
& SMILE BLADE®**



**Fishing's best  
kept secret**

**Shop online at  
[www.mackslure.com](http://www.mackslure.com)**

You will need to make sure your hook and bait are both floating. So, if you're rigging an earthworm (or anything else that doesn't float) you will need to add something with buoyancy. That can be either a small marshmallow (like the ones you'd buy from a grocery store) or a piece of buoyant dough bait.

### **FIXED BOBBER**

This is a fun and easy method for kids or new anglers to try out. Plus, it can also be extremely effective. Attach a fixed bobber to the mainline, and then anywhere from 18-24 inches beneath that a number 5 lead split shot (add more if there's current). About 6 inches beneath that you can attach a size 8-14 octopus hook with a night crawler. Nightcrawlers can be replaced with a red plastic worm or dough bait.

### **SLIP BOBBER RIG**

A slip bobber has a few more parts than a fixed bobber setup, though, unlike the fixed bobber, this setup will allow you to adjust your rig to virtually any depth. This is very handy for when the fish are suspended midway in the water column. Add a pre-tied bobber stopper knot to your mainline.

From there, add your bobber stop bead so that the bobber won't slip past that knot. Add the slip bobber to the mainline, then add 1/2 oz egg sinker, and then a snap swivel. From here add 2-3 ft of leader and then your size 8-14 octopus hook. Now you can put your gear into the water and start sliding your knot up the mainline to adjust the depth of your hook and bait.

I'd wager that if you polled some friends and family and asked them what their first memories of fishing are, a good portion of them would likely start to share stories of fishing for rainbow trout off a dock during a hot summer day, or out of a john boat cruising around the lake hoping to land a big silver and pink beauty. I know this is true for me, and I encourage anyone who has kids (or adults for that matter) who are new to fishing, to take them out to your local lake and try out some of these tactics to bring home some fish. Despite what anyone might say about stocked trout, I assure you, they make great table fair, and they also do very well in the smoker. Fish on!



# Spring Turkey



**YOUTH SEASON:**

**April 1 - 7**

**SPRING GENERAL SEASON:**

**April 15 - May 31**

**LICENSE REQUIREMENTS:**

**Small game license &  
turkey transport tag**

**Get yours at your local dealer today!**

**Info on hunting tactics,  
rules, & more: [wdfw.wa.gov](http://wdfw.wa.gov)**

## Turkey Takeover blog series:



Washington Department of  
FISH & WILDLIFE

**Scan the QR code to read more!**





# BIG BASS

TOURNAMENTS BY JOHN KRUSE

Tournament bass fishing can be an intimidating experience, but it can also be a whole lot of fun and if you want to dip your toes into the world of competitive fishing, a Big Bass tournament is a terrific way to start!

## THE STANDARD TOURNAMENT FORMAT

For decades, the standard tournament format involves either an individual angler or a two-person team on board a bass boat fishing for anywhere from one to three days. The goal is to catch five big bass, put them into your livewell, and at the end of the day bring

them to the dock where a weigh-in takes place. The team with the heaviest bag wins. After the weigh-in, the bass are released into the lake. If anglers submit a dead bass to be weighed in it is subject to a penalty with a certain amount of the weight being subtracted. In some cases, dead bass are not allowed to be weighed in at all.

There is usually an 80-20 rule when it comes to these bass tournaments, especially the opens where anyone can fish the event. The top twenty percent of anglers tend to end up at the top of the leaderboard while the other 80 percent of the anglers essentially donate their entry fees to the winners.





It's a tough way to break in because there is invariably a huge learning curve when it comes to tournament fishing that improves with on-the-water experience. It is something that can't be overcome by watching YouTube videos about bass fishing.

Another barrier to anglers wanting to get into the tournament scene is the best anglers also have the best electronics, boats, 250 HP outboards, Power Poles, forward-facing sonar, and more. In other words, they spend a bunch of money on equipment that may

**24 | NWFISHING.net**

NOW BOOKING

# SMALL MOUTH BASS

TRIPS ON THE  
**DWORSHAK RESERVOIR & SNAKE RIVERS**

**Enter to WIN a FISHING TRIP for 2**





**208.790.2128**  
**REELTIMEFISHING.COM**

give them an edge over their competition.

### HOW A BIG BASS TOURNAMENT WORKS

Big Bass tournaments are a completely different animal from a standard bass tournament. They are almost always open vs. club tournaments, meaning any angler can compete and you don't have to be a member of the specific club putting on the tournament. The goal of a Big Bass tournament is to catch the biggest bass and the payouts can be huge. Northwest Bass and Nixon's Marine team up to give

away a new bass boat to one of the hourly winners. What is an hourly winner? That would be the biggest bass caught over an hour-long period throughout the tournament. During the Northwest Bass tournament I participated in, some 100 teams were competing, and seven hourly winners. Each hourly winner was given a key and one by one, the team would get into the giveaway boat and turn the key to start the engine. One of the seven keys works, the other six do not and it's an exciting event to watch at the end of the day.



**FAST ACTION**  
FISHING ADVENTURES

NOW BOOKING  
TROUT, KOKANEE, KING, COHO & CHUM

**SEATTLE'S  
PREMIER GUIDED  
FISHING SERVICE**



**BOOKING NORTHWEST LAKES & RIVERS**

**TO BOOK YOUR FISHING ADVENTURE,  
CONTACT CAPTAIN PAUL LEWIS AT:**  
paul@fastactionfishingseattle.com  
425.753.5772  
fastactionfishingseattle.com

Other tournaments I've participated in with Limit Out Marine and the Mount Saint Helens Bass Masters also had hourly payouts for the biggest bass weighed in each hour and a big check (up to \$10,000) for the biggest bass weighed in during the event.

Big Bass tournaments draw big crowds fishing from a variety of different boats. Unlike the upper-level tournament anglers who routinely catch three to four-pound fish over the course of the day, a Big Bass contestant only needs to catch one good

fish to cash a check. This really helps level the playing field, giving even the casual bass angler a shot and being a winner.

## CONSERVATION

Tournament bass anglers pride themselves on their catch and release ethic of letting all bass go at the end of the tournament. However, catching bass in the morning and driving around the lake all day can really beat the fish up, especially on a windy day. In some cases, bass don't make it alive to the weigh-in and in other cases, while they may be alive when



**CLEAN. DRAIN. DRY.**  
**HELP STOP the SPREAD**  
**OF INVASIVE SPECIES**

To prevent Aquatic Invasive Species from spreading to new locations anglers must take action to remove any aquatic "hitchhikers" from their equipment, boots, nets, clothing, and other gear used in the water while fishing.

**LEARN MORE TIPS AT  
FWP.MT.GOV/AIS**

**MONTANA FWP**





they are released back into the lake they may not survive over the long term.

That's why Big Bass tournaments are much easier on the fish. You generally know what it is going to take to have a chance to win an hourly weigh-in. So, let's say that weight is four pounds. You might catch five fish that are all three-pounders you would normally have in the livewell all day but in a Big Bass tournament, knowing you need at least a four-pounder, you release them immediately right where you caught them.

If you do have a four-pound or bigger fish in this scenario, you race back to the weigh-in site within the hour, get it weighed, and then release it back in the general area where you caught it. By doing these things, you are really helping the overall fishery by keeping the bass healthy and back in the water as soon as possible.

### STRATEGIES

The best thing about a Big Bass tournament is that no matter what your skill level, you know that even a blind squirrel can find a

**COME DO IDAHO  
THE RIGHT WAY!**

**KILLGORE ADVENTURES**

**HAPPY HOUR**

 **SCAN TO  
BOOK YOUR  
ADVENTURE  
TODAY!**

 **KILLGORE  
ADVENTURES**

**13309 HWY 95 White Bird, ID 83554  
208.839.2255 • KillgoreAdventures.com**



nut sometimes and the same goes for you as a Big Bass tournament angler! However, if you want to increase the odds there are a few things you can do: Do your research and find out, historically, where the bass are usually found in the body of water you are fishing at the time of year the tournament takes place. Ask the local bait shop employees what the hot lures and offerings are for the time of year you are fishing. And most importantly, fish the lake or river before the event.

Many tournaments will have a cut-off date where you cannot be on the water for several days before the tournament begins.

That's okay. Just get on the water as close to the cut-off as you can. Explore the lake. Figure out the places where the fish are not and narrow it down to where they are in terms of depth and orienting around structures; whether it be trees, submerged vegetation, beaver huts, rocks, points, etc. Oh, and don't go crazy and win the pre-fish!

You don't want to catch 30 fish at one place because you'll likely find those fish wise up to what you are



The Northwest's Premier Outfitter offering guided fishing trips in Idaho, Washington and Oregon.

  **Jones Sport Fishing**

trying to sell them come tournament day. Instead, just hook a couple and shake them off so that the majority of the fish in the area you want to be on your big day are undisturbed.

Big Bass tournaments! They are a ton of fun and a great way to get into the sport. Give it a try this year.

John Kruse –

[northwesternoutdoors.com](http://northwesternoutdoors.com)

[americaoutdoorsradio.com](http://americaoutdoorsradio.com)

## TOURNAMENTS

THE FOLLOWING CLUBS AND TOURNAMENT CIRCUITS OFFER BIG BASS TOURNAMENTS, OPEN TO THE PUBLIC, EVERY YEAR:

**LIMIT OUT MARINE /  
BIG BASS TRAIL**  
[WWW.BIGBASSTRAIL.COM](http://WWW.BIGBASSTRAIL.COM)

**NORTHWEST BASS**  
[WWW.NORTHWESTBASS.COM](http://WWW.NORTHWESTBASS.COM)

**WASHINGTON STATE BASS  
FEDERATION**  
[WWW.WABASS.ORG](http://WWW.WABASS.ORG)

**MOUNT SAINT HELENS BASS  
MASTERS**  
[WWW.MSHBM.ORG](http://WWW.MSHBM.ORG)





# THE **GET OUTDOORS** PACKAGE



[www.fishhunt.dfw.wa.gov](http://www.fishhunt.dfw.wa.gov)

## What's in the Get Outdoors Package?

- Freshwater license
- Saltwater license
- Shellfish & seaweed license
- Two-pole endorsement
- Puget Sound Dungeness crab endorsement
- Deer license & tag\*
- Elk license & tag\*
- Cougar license & tag
- Bear license & tag
- Small game license
- Migratory bird authorization\*\*
- Migratory bird permit
- Turkey tag 1
- Turkey tag 2
- Vehicle access pass

\*Deer and Elk tags require a weapon type selection and may be obtained at the time of purchase or at a later date.

\*\*Sea Duck, Brant, Band Tailed Pigeon, Snow Goose, and SW Canada Goose Harvest Report Cards will not be available until April. A fifty cent dealer fee will be charged per report card.



Washington Department of  
**FISH & WILDLIFE**

## **ALL FOR \$236.18!**

**What's the catch?  
You just need to get outdoors.**

**#GO**



# TURNING *Household Items* INTO FISHING GEAR

MIKE CAREY



I'm cheap.

Well, OK, maybe I'm being too harsh. I'm – frugal. Especially when it comes to things I can do myself for a fraction of the cost of buying it. When it comes to fishing I like to save money on items I can make to spend the money on things I can't. With that in mind, I present to you several fishing items that I make rather than buy.

## **BOTTOMFISH LURES**

Anyone who bottom fishes knows how expensive it can be as you lose your jigs to a rocky bottom. And if you're not losing jigs, you're not

fishing as effectively as you could be. Early on I invested in a lead melting pot to make my own jigs. It's an easy process, made easier by a product you can buy on E-Bay, "Amazing Mold Putty". This is a two-part putty that you can use to create your own jig molds.

I like to use a chunk of balsa wood to create the jig, which I then use the two putty molds to create the mold. You'll be able to easily make a couple dozen lures or more before the mold is destroyed from the hot lead. The putty runs \$17 and you can make 2-3 jig molds

from it. Add a swiwash hook and two eyelets and you have a jig that any bottom fish will jump on, painted or not. Lead is currently 50 cents a pound at recycle shops, making your cost per jig around 25-50 cents per jig.

## **DOWNRIGGER "CAN"**

Early in my downrigger fishing days, I lost more than my share of downrigger balls. Hang-ups, frayed lines, wire in the trolling motor – I did it all. The cost of downrigger balls was killing me.



LEWISTON, ID | HCGRANDHOTEL.COM



## GRAND ADVENTURES START AT THE GRAND



-Store fish in our cooler  
 -Free hot breakfast  
 -Expansive free parking

-2 onsite restaurants + bars  
 -On-site entertainment  
 -Indoor/outdoor pool, gym

I had been making my own bottom fishing jigs so I thought, "Why not make downrigger balls?". Rather than buy a mold and be stuck making just one size, I looked at other mold ideas and came upon tin cans. They work great! Each ounce is about one pound of lead.

The loops can be made from heavy gauge wire. The process is straightforward, just bend the wire loop and insert it into the can, melt lead (it will take multiple times), and pour. The can remains and will last a long time before it rusts away and even then what is left is a solid chunk of lead. I have had no issues with the can spinning and can make a 15-pound "can" for around \$7.50 at today's lead prices. One word of caution – lead is poisonous. You should handle it with care, wearing gloves and a mask, and do your melting outside so you

have maximum ventilation. If you have children, be sure to have the lead stored safely so they cannot get into it.

### **FISH BLEEDING CLAMP**

This next money saver I have to give credit to my friend Mark Nordahl. Mark is actually my inspiration for finding things to make out of household items. Mark is a master at tinkering and has shown me lots of innovations over the years. The Fish Bleeding Clamp is a simple but ingenious way to easily bleed your fish while keeping your boat clean. It consists of a cable clamp (found at Home Depot or Lowes), a four-foot length of weed wacker line, and a few crimps. The clamp goes through the fish's mouth, out the gills, and can then be secured to a cleat as you bleed the fish over the side of the boat. You can get a large clamp for bigger fish like salmon, and a small



## BOOK YOUR NEXT ADVENTURE IN BEAUTIFUL OREGON!

**SPRING SALMON FISHING  
PORTLAND TO THE COLUMBIA GORGE!**



**CONTACT US AT**

**503.956.5489**  
**DOUBLEMOUTDOORS.COM**

clamp for kokanee. I have one of each in my boat and use it every time I catch a fish to keep.

### **CHEAPER DOWNRIGGER CLIPS**

Did you know you can often find bulk downrigger clips that have no cable attached to them for a quarter of the price of the finished product? It's easy to finish the job yourself and save a lot of money in the process. Again using the weed wacker line simply cut a three-piece length and use crimps to connect one end to the downrigger clip and one end to a Longline Snap.

A Longline Snap is the piece that connects to your downrigger cable. You can search the internet and find these for under a \$1 snap.

Seattle Marine and Fishing Supply has them, as does Sportmans Warehouse. They call them trotline clips and would pair up with kokanee setups.

### ROD TIES

This is a design that is about as simple as you can get and is great for keeping your broken-down rods easily organized and secure. It consists of a 6-inch piece of 4mm elastic cord and

a backpack cord lock. The cord locks can be found on eBay for under 10 cents a cord lock. Simple thread the elastic through the cord lock and tie a knot on either end. You can easily make enough for all your rods, and your friends rods, for the cost of a couple store-bought ones.

All around us are simple household products that can make our angling lives more efficient and less costly. I encourage you to let your imagination run free as you find your own solutions and save money in the process.

**TORREY'S SPORTFISHING ADVENTURES**

**BOOKING SOCKEYE & KOKANEE SALMON**



SCAN TO VIEW WEBSITE  
OR CALL 425.345.6232

## SPECIAL OFFER ON THE LINE

**B|E|C|U**

Join BECU and meet the offer requirements now and you could reel in a great catch. Scan the code to learn about this rewarding offer for new members.

Membership required.  
Restrictions apply.  
Insured by NCUA.



This QR code should lead you to [https://www.becu.org/-/media/Files/PDF/Join-Flyer\\_NW-Fishing](https://www.becu.org/-/media/Files/PDF/Join-Flyer_NW-Fishing). If the code leads you to another site, avoid entering your information and report the incident to BECU.





**Help kids experience  
the great outdoors!**



**Support youth educational  
programs with a donation to  
WDFW's Youth Outdoors Initiative!**

Your donation supports youth educational programs that expand outdoor skills and encourage stewardship of nature for Washington youth.



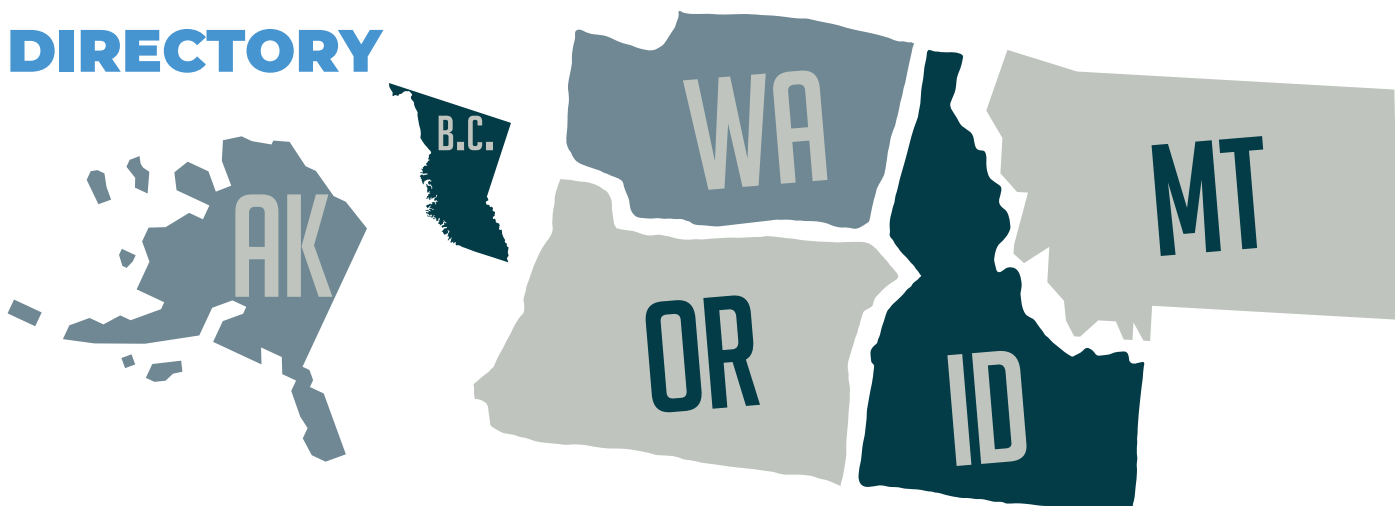
Washington Department of  
**FISH & WILDLIFE**

**Donate today!**



Request this information in an alternative format or language at [wdfw.wa.gov/accessibility/requests-accommodation](https://wdfw.wa.gov/accessibility/requests-accommodation), 833-855-1012, TTY (711), or [CivilRightsTeam@dfw.wa.gov](mailto:CivilRightsTeam@dfw.wa.gov).

# DIRECTORY



## Destinations

**Hell's Canyon Grand Hotel**  
(208) 799-1000  
hellscanyongrandhotel.com  
Clearwater River

**Lenore Lodge**  
(208) 790-2128  
lenorelodgeidaho.com  
Clearwater River

**Mardon Resort**  
(800) 416-2736  
mardonresort.com  
Potholes Reservoir

**Shoalwater Casino & Hotel**  
(360) 267-2048  
swbcasino.com

## Guides & Charters

**Austin's Northwest Adventures**  
(509) 668-0298  
austinsnorthwestadventures.com  
From Buoy 10 to Lake Roosevelt

**Castcadia**  
(208) 699-5636  
castcadia.net  
CDA Lake, Columbia River, Snake River

**Chrome Inc.**  
(425) 591-5108  
chromeinc.org  
Columbia River, Cowlitz

**D&H Guide Service**  
(509) 594-1754  
Columbia River, Yakima

**Double M Outdoors**  
(503) 956-5489  
doublemoutdoors.com  
Columbia River: Buoy 10, McNary Dam

**Jones Sportfishing**  
(208) 861-0654  
jonessportfishing.com  
Columbia, Snake, Clearwater Rivers,  
Southern Idaho

**Killgore Adventures**  
1-888-957-6875  
killgoreadventures.com  
Hells Canyon

**Livin' Life Adventures**  
(206) 714-2112  
livinlifeadventures.com  
Columbia, Baker 10, Chelan

**Fast Action Fishing Adventures**  
(425) 753-5772  
fastactionfishingseattle.com  
Lake Sammamish, Riffe Lake, Green River

**Fish Intimidators**  
(509) 750-6809  
Columbia River  
Hanford Reach, Snake River, Ringold

**Moons Guide Service**  
(509) 860-6497  
moonsguideservice.com  
Columbia River, Brewster, Lake Chelan,  
Moses Lake, Potholes, Hanford Reach

**Reel Obsession**  
(888) 855-7335  
reelobsession.ca  
West Coast British Columbia

**Reel Time Fishing**  
(208) 790-2128  
reeltimefishing.com  
Columbia, Snake, Clearwater Rivers

**Ross Outdoor Adventures**  
(509) 750-7763  
rossoutdooradventures.com  
Potholes Reservoir, Moses, Banks Lake

**SJM Guide Service**  
(509) 435-6486  
sjmguideservice.com  
Columbia River & Lake Roosevelt

**Torrey's Sportfishing Adventures**  
(425) 345-6232  
Western Washington

**YJ Guide Service**  
(509) 999-0717  
yjguideservice.com  
Lake Roosevelt, Palouse River, Columbia  
River



## Outdoor Gear

### Elephant Boys

(509) 443-3686

theelephantboys.com

### Ghunders Performance

#### Base Layers

(360) 612-0506

ghunders.com

### Work Sharp Tools

(800) 597-6170

worksharptools.com

## Marine

### Hewescraft

1(800)326-6594

hewescraft.com

### NetRigger

(214) 912-3055

netrigger.com

## Fishing Tackle

### Fish With Gary Tackle Co.

(541) 536-1002

fishwithgary.com

### Mack's Lure

(509) 667 9202

mackslure.com

### Old Goat Lures

oldgoatlures.com

### Wigglefin Tackle

(208) 388-8539

wigglefin.com

## Other

### BECU

becu.org

### Laughing Dog Brewery

laughingdogbrewing.com


### Skip Rock Distillers

(360) 862-0272

skiprockdistillers.com


Email today for directory  
advertising information.

[ericm@nwfishing.net](mailto:ericm@nwfishing.net)



**SPRING  
CHINOOK**

BOOK FOR SPRING CHINOOK SALMON



**425.591.5108**

**CHROME  
INC.**

CHROMEINC.ORG



**SALMON • TROUT • KOKANEE**



**Hell Razor™**

**SWARM**

*Switchblade Flasher System*

Build yours today at  
[wigglefin.com](http://wigglefin.com)



# CATCH TROUT, WIN PRIZES!



Look for the  
YELLOW tag!

## 2024 TROUT DERBY

WASHINGTON DEPARTMENT OF FISH AND WILDLIFE

APRIL 27 - OCTOBER 31



100+ STOCKED  
LAKES STATEWIDE



OVER 800 PRIZES  
TOTALING OVER \$41,000



MORE THAN 100  
PARTICIPATING  
BUSINESSES

Anyone with a valid 2024 WA fishing license is eligible.  
Kids 14 and under are free!



Washington Department of  
FISH & WILDLIFE

#WATROUTDERBY

Visit [wdfwderby.com](https://wdfwderby.com) for more information







# THE ELEPHANT BOYS

THE BOATING STORE 509 443 3686

FISHING & CAMPING  
[www.theelephantboys.com](http://www.theelephantboys.com)

## HUNTING BOAT SERIES

Cutting-Edge  
Fishing Boats  
BUILT FOR FUN,  
BUILT TO LAST



**MERCURY**  
GO BOLDLY.

**LOWE**  
BOATS

DURABLE. RELIABLE. POWERFUL.

PURE AMERICAN CRAFTSMANSHIP

ALL NEW FOR 2024 IN SPOKANE VALLEY

# FISHING, CAMPING, & BOAT SHOW

HAPPENING NOW!

14811 E. SPRAGUE AVE, SPOKANE VALLEY, WA 99216



FISHING MACHINE



ROUGHNECK



PONTOON

## WE HAVE WHAT YOU WANT!



GET **5 YEARS**  
FACTORY-BACKED COVERAGE

## LARGEST REBATE EVER!

## GET 5 YEARS WITH A NEW MERCURY

Through March 31, 2024, get the standard 3-year limited warranty PLUS 2 years of additional factory-backed Mercury Product Protection Gold coverage.

